


LISTENING AND READING OFFICIAL SCORE CERTIFICATE



Thiriot-Lesne Matthew

Name

5483328150

Identification
Number

2004/04/13

Date of Birth
(yyyy/mm/dd)

2025/07/12

Test Date
(yyyy/mm/dd)

2027/07/12

Valid Until
(yyyy/mm/dd)

LISTENING

Your score **305**

5  495

READING

Your score **315**

5  495

**TOTAL
SCORE**

620

Scan the QR code to access
the digital score certificate



**Client/Institution Name: EDUCATIONAL TESTING SERVICE GLOBAL B V
France, Metropolitan**

ETS GLOBAL, 929 Strawinskylaan, Amsterdam, The Netherlands, 1077XX

Copyright © 2025 by Educational Testing Service. All Rights Reserved. ETS, the ETS logos and TOEIC are registered trademarks of Educational Testing Service.

Detach Here

LISTENING

Your scaled score is close to 300. Test takers who score around 300 typically have the following strengths:

- They can sometimes infer the central idea, purpose, and basic context of short spoken exchanges, especially when the vocabulary is not difficult.
- They can understand the central idea, purpose, and basic context of extended spoken texts when this information is supported by repetition or paraphrase.
- They can understand details in short spoken exchanges when easy or medium-level vocabulary is used.
- They can understand details in extended spoken texts when the information is supported by repetition and when the requested information comes at the beginning or end of the spoken text. They can understand details when the information is slightly paraphrased.

To see weaknesses typical of test takers who score around 300, see the Proficiency Description Table.

ABILITIES MEASURED

PERCENT CORRECT OF ABILITIES MEASURED

0%  100%

READING

Your scaled score is between 150 and 250. Test takers who score around 150 typically have the following strengths:

- They can locate the correct answer to a factual question when not very much reading is necessary and when the language of the text matches the information that is required.
- They can understand easy vocabulary and common phrases.
- They can understand the most-common, rule-based grammatical structures when not very much reading is necessary.






To see weaknesses typical of test takers who score around 150, see the Proficiency Description Table.






If your performance is closer to 250, you should review the descriptors for test takers who score around 250.

ABILITIES MEASURED

PERCENT CORRECT OF ABILITIES MEASURED

0%  100%

Can infer gist, purpose and basic context based on information that is explicitly stated in <i>short</i> spoken texts	0%  100%
Can infer gist, purpose and basic context based on information that is explicitly stated in <i>extended</i> spoken text	0%  100%
Can understand details in <i>short</i> spoken texts	0%  100%
Can understand details in <i>extended</i> spoken texts	0%  100%
Can understand a speaker's purpose or implied meaning in a phrase or sentence	0%  100%

Can make inferences based on information in written texts	0%  100%
Can locate and understand specific information in written texts	0%  100%
Can connect information across multiple sentences in a single written text and across texts	0%  100%
Can understand vocabulary in written texts	0%  100%
Can understand grammar in written texts	0%  100%

* Proficiency Description Table can be found on our web site, www.ets.org/toEIC

HOW TO READ YOUR SCORE REPORT:

Percent Correct of Abilities Measured:

Percentage of items you answered correctly on this test form for each one of the Abilities Measured. Your performance on questions testing these abilities cannot be compared to the performance of test takers who take other forms or to your own performance on other test forms.

Note: TOEIC scores more than two years old cannot be reported or validated.